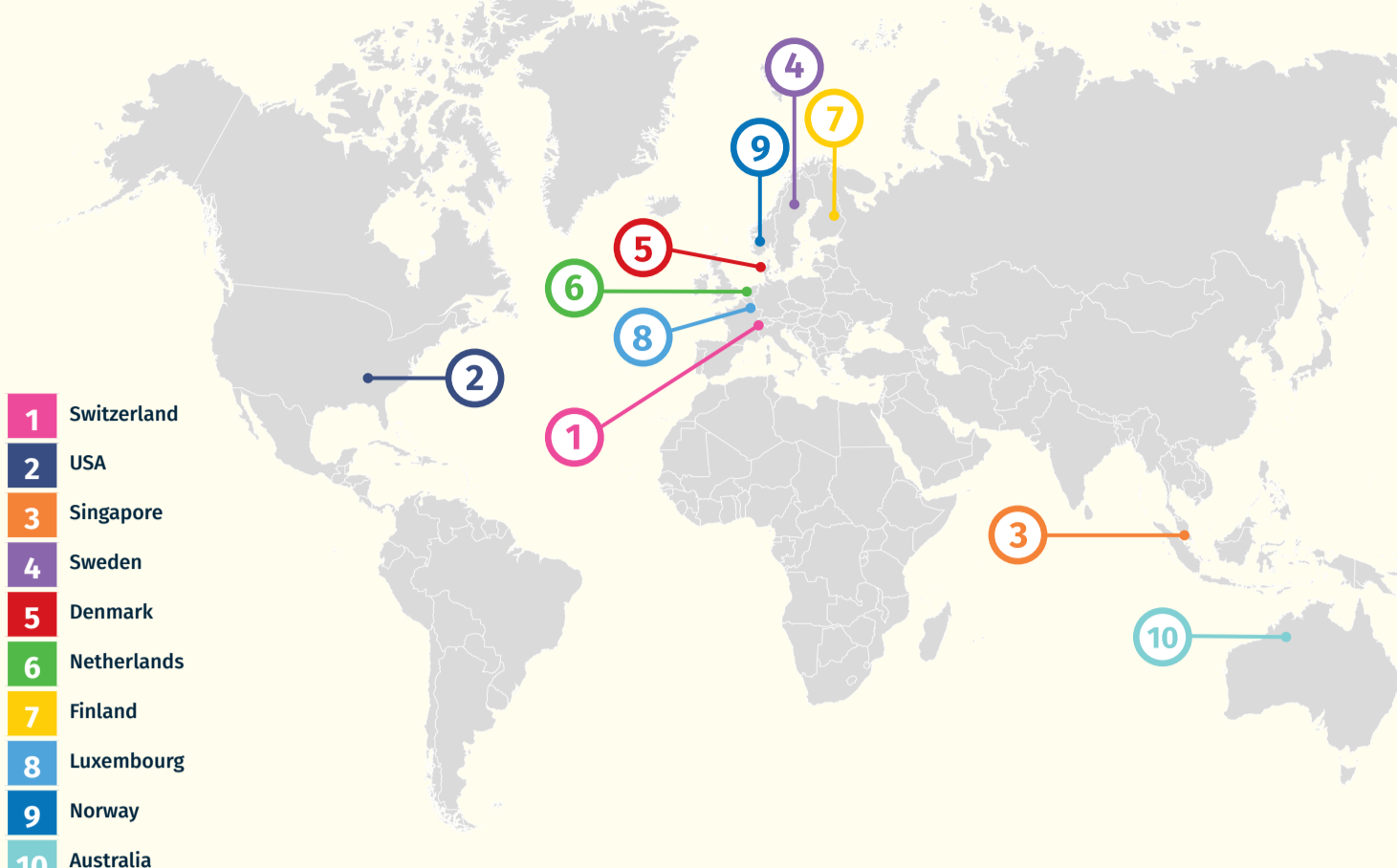


GLOBAL TALENT COMPETITIVENESS INDEX 2020

GLOBAL TALENT IN THE AGE OF ARTIFICIAL INTELLIGENCE

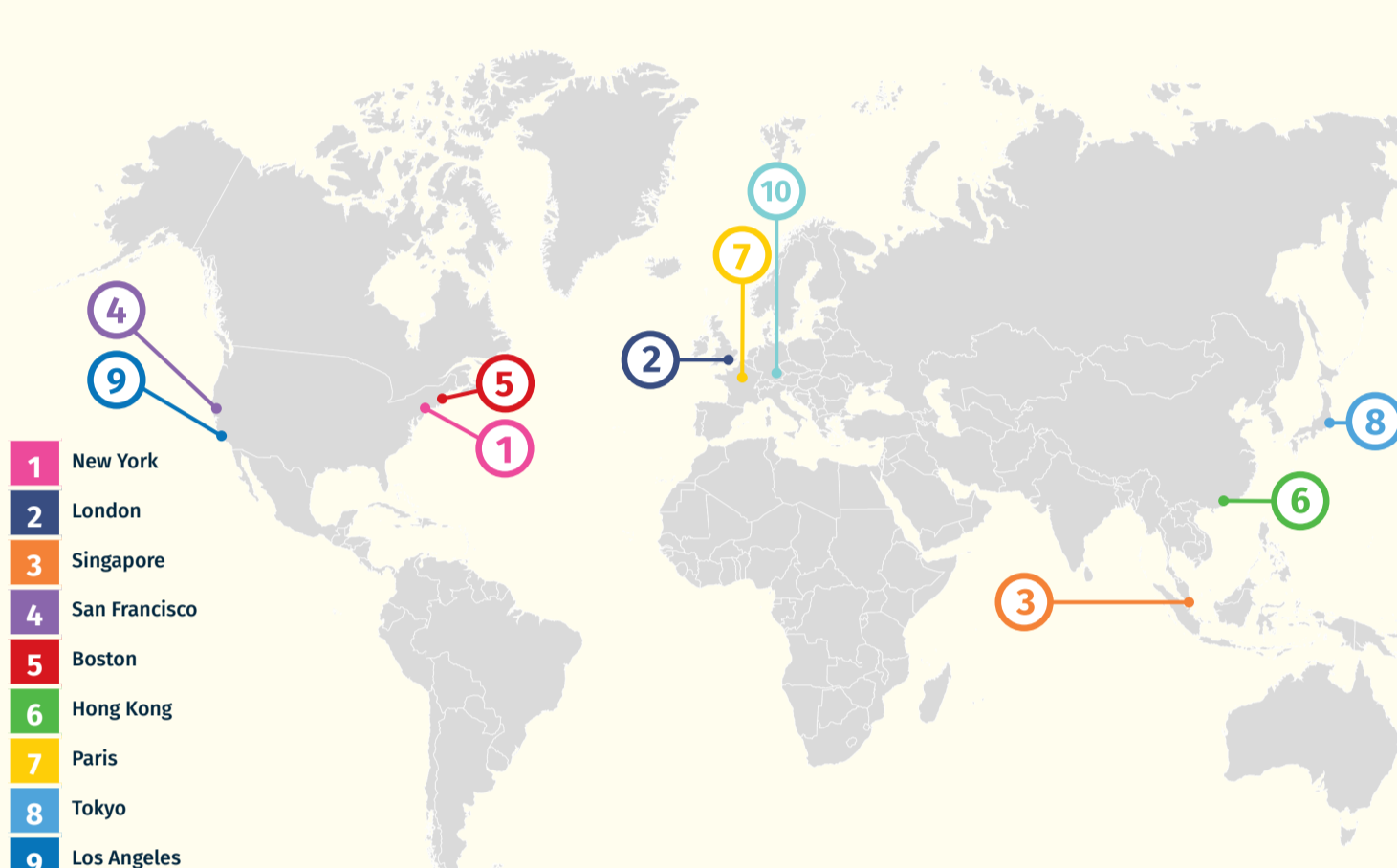
TOP 10 COUNTRIES



- 1 Switzerland
- 2 USA
- 3 Singapore
- 4 Sweden
- 5 Denmark
- 6 Netherlands
- 7 Finland
- 8 Luxembourg
- 9 Norway
- 10 Australia

11	Germany	42	China	73	Namibia	104	Senegal
12	United Kingdom	43	Oman	74	Colombia	105	Algeria
13	Canada	44	Poland	75	Mongolia	106	Pakistan
14	Iceland	45	Azerbaijan	76	Albania	107	Bolivia Plurinational St.
15	Ireland	46	Philippines	77	Peru	108	Côte d'Ivoire
16	New Zealand	47	Greece	78	Turkey	109	Nicaragua
17	Austria	48	Russian Federation	79	Tunisia	110	El Salvador
18	Belgium	49	Mauritius	80	Brazil	111	Tanzania United Rep.
19	Japan	50	Trinidad and Tobago	81	Dominican Republic	112	Nigeria
20	Israel	51	Uruguay	82	Ecuador	113	Uganda
21	France	52	Hungary	83	Sri Lanka	114	Venezuela Bolivarian Rep.
22	United Arab Emirates	53	Montenegro	84	Tajikistan	115	Eswatini
23	Malta	54	Kazakhstan	85	Gambia	116	Cameroon
24	Estonia	55	Bulgaria	86	Moldova Rep.	117	Cambodia
25	Czech Republic	56	Argentina	87	Ghana	118	Liberia
26	Malaysia	57	Jamaica	88	Kenya	119	Lesotho
27	Korea Rep.	58	Serbia	89	North Macedonia	120	Malawi
28	Portugal	59	Croatia	90	Cabo Verde	121	Nepal
29	Qatar	60	Armenia	91	Kyrgyzstan	122	Burkina Faso
30	Cyprus	61	Jordan	92	Bhutan	123	Ethiopia
31	Slovenia	62	Panama	93	Rwanda	124	Bangladesh
32	Spain	63	Kuwait	94	Honduras	125	Mali
33	Latvia	64	Romania	95	Guatemala	126	Madagascar
34	Chile	65	Indonesia	96	Viet Nam	127	Zimbabwe
35	Lithuania	66	Ukraine	97	Egypt	128	Mozambique
36	Italy	67	Thailand	98	Lao PDR	129	Burundi
37	Costa Rica	68	Georgia	99	Paraguay	130	Congo Dem. Rep.
38	Brunei Darussalam	69	Mexico	100	Morocco	131	Angola
39	Slovakia	70	South Africa	101	Bosnia and Herzegovina	132	Yemen
40	Saudi Arabia	71	Botswana	102	Iran Islamic Rep.		
41	Bahrain	72	India	103	Zambia		

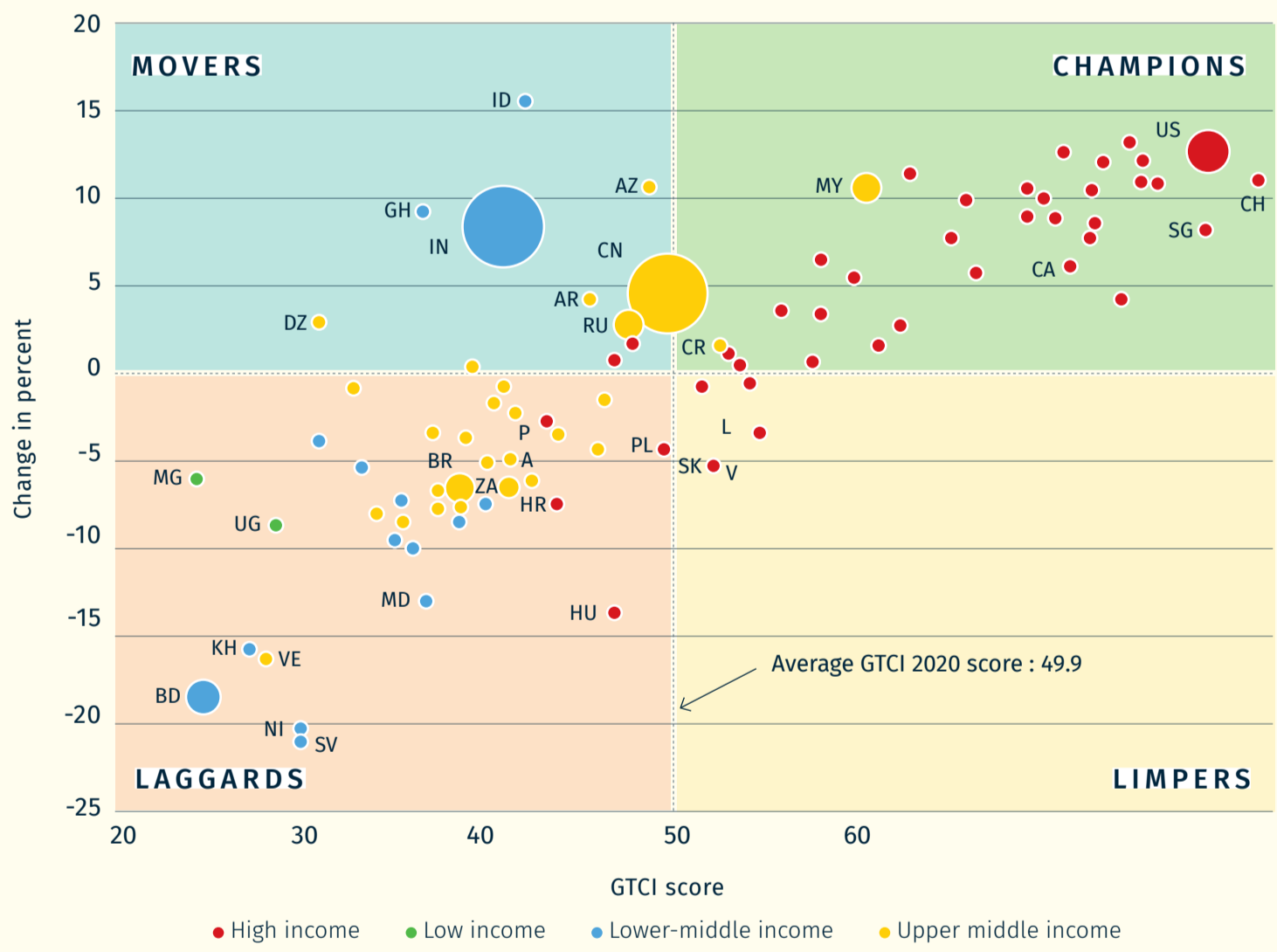
TOP 10 CITIES



- 1 New York
- 2 London
- 3 Singapore
- 4 San Francisco
- 5 Boston
- 6 Hong Kong
- 7 Paris
- 8 Tokyo
- 9 Los Angeles
- 10 Munich

11	Sydney (Australia)	48	Gothenburg (Sweden)	85	Vilnius (Lithuania)	122	Kuwait City (Kuwait)
12	Toronto (Canada)	49	Luxembourg (Luxembourg)	86	Bucharest (Romania)	123	Casablanca (Morocco)
13	Dublin (Ireland)	50	Hamburg (Germany)	87	Santiago (Chile)	124	Lima (Peru)
14	Chicago (United States)	51	Dubai (United Arab Emirates)	88	Buenos Aires (Argentina)	125	Delhi (India)
15	Copenhagen (Denmark)	52	Ottawa (Canada)	89	Nantes (France)	126	Minsk (Belarus)
16	Seattle (United States)	53	Eindhoven (Netherlands)	90	Zaragoza (Spain)	127	Zhengzhou (China)
17	Zurich (Switzerland)	54	The Hague (Netherlands)	91	Istanbul (Turkey)	128	Montevideo (Uruguay)
18	Stockholm (Sweden)	55	Moscow (Russia)	92	Budapest (Hungary)	129	Rabat (Morocco)
19	Houston (United States)	56	Rotterdam (Netherlands)	93	Tallinn (Estonia)	130	Bogota (Colombia)
20	Amsterdam (Netherlands)	57	Bangkok (Thailand)	94	Busan (South Korea)	131	Baku (Azerbaijan)
21	Melbourne (Australia)	58	Kuala Lumpur (Malaysia)	95	Bratislava (Slovakia)	132	Ankara (Turkey)
22	Seoul (Korea Rep.)	59	Hanover (Germany)	96	Marseille (France)	133	Kolkata (India)
23	Atlanta (United States)	60	Frankfurt (Germany)	97	Guangzhou (China)	134	Cape Town (South Africa)
24	Madrid (Spain)	61	Lyon (France)	98	Mexico City (Mexico)	135	Rio de Janeiro (Brazil)
25	Washington DC (United States)	62	Lisbon (Portugal)	99	Turin (Italy)	136	Johannesburg (South Africa)
26	Dallas (United States)	63	Antwerp (Belgium)	100	Wuhan (China)	137	Nairobi (Kenya)
27	Miami (United States)	64	Nagoya (Japan)	101	Brno (Czech Republic)	138	Skopje (North Macedonia)
28	Barcelona (Spain)	65	Abu Dhabi (United Arab Emirates)	102	Tianjin (China)	139	Kiev (Ukraine)
29	Montreal (Canada)	66	Bengaluru (India)	103	Riga (Latvia)	140	Medellin (Colombia)
30	Vancouver (Canada)	67	Hangzhou (China)	104	Riyadh (Saudi Arabia)	141	Quito (Ecuador)
31	Helsinki (Finland)	68	Auckland (New Zealand)	105	Athens (Greece)	142	Abidjan (Côte d'Ivoire)
32	Shanghai (China)	69	Prague (Czech Republic)	106	Xi'an (China)	143	Brasilia (Brazil)
33	Denver (United States)	70	Rome (Italy)	107	Sofia (Bulgaria)	144	Makassar (Indonesia)
34	Geneva (Switzerland)	71	Yokohama (Japan)	108	Hyderabad (India)	145	Hanoi (Viet Nam)
35	Beijing (China)	72	Tel Aviv (Israel)	109	Chengdu (China)	146	Accra (Ghana)
36	Vienna (Austria)	73	Krakow (Poland)	110	Jakarta (Indonesia)	147	Phnom Penh (Cambodia)
37	Düsseldorf (Germany)	74	Bologna (Italy)	111	St. Petersburg (Russia)	148	Medan (Indonesia)
38	Osaka (Japan)	75	Nanjing (China)	112	Chongqing (China)	149	Tunis (Tunisia)
39	Berlin (Germany)	76	Birmingham (United Kingdom)	113	Belgrade (Serbia)	150	Addis Ababa (Ethiopia)
40	Brussels (Belgium)	77	Cardiff (United Kingdom)	114	Ho Chi Minh City (Viet Nam)	151	Abuja (Nigeria)
41	Milan (Italy)	78	Shenzhen (China)	115	Manila (Philippines)	152	Lahore (Pakistan)
42	Philadelphia (United States)	79	Ljubljana (Slovenia)	116	Suzhou (China)	153	Lagos (Nigeria)
43	Brisbane (Australia)	80	Doha (Qatar)	117	Valletta (Malta)	154	Cairo (Egypt)
44	Oslo (Norway)	81	Mumbai (India)	118	Pune (India)	155	Karachi (Pakistan)
45	Edinburgh (United Kingdom)	82	Kiel (Germany)	119	Zagreb (Croatia)		
46	Taipei (Chinese Taipei)	83	Bilbao (Spain)	120	Gurugram (India)		
47	Warsaw (Poland)	84	Sao Paulo (Brazil)	121	Zhuhai (China)		

TALENT GROWTH-PERFORMANCE MATRIX



The gap between talent champions (almost all of them high-income countries) and the rest of the world is widening.



AI may provide significant opportunities for emerging markets to leapfrog.



Turning AI into a force for good requires a proactive, cooperative approach.



The emergence of AI in the workplace requires a massive re-skilling force.



When introducing AI to organisations, communities, or societies as a whole, acceptability is a condition for sustainability.



Cities are striving to become AI hubs and attract relevant talents.