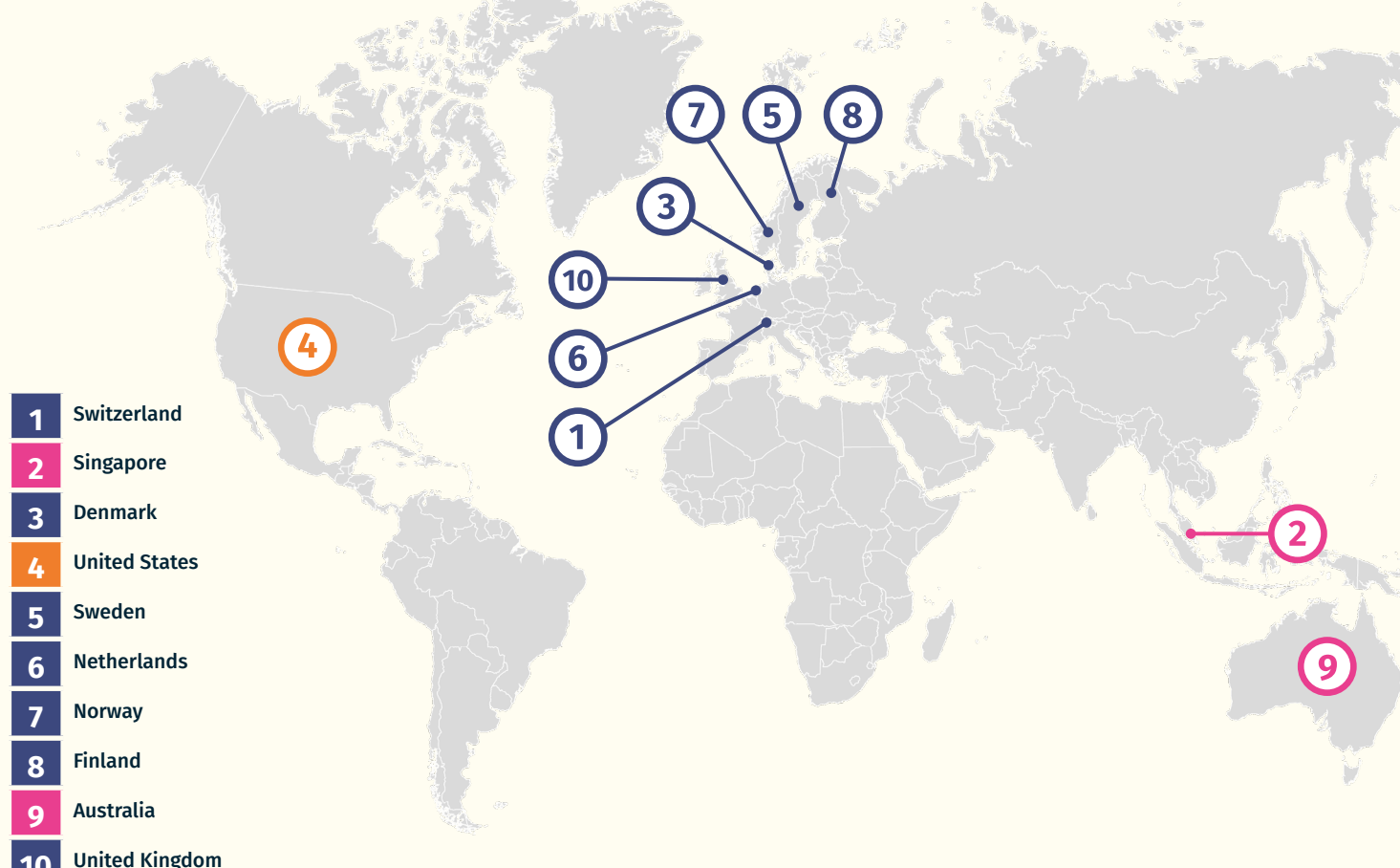


2022 GLOBAL TALENT COMPETITIVENESS INDEX

THE TECTONICS OF TALENT

Is the world drifting towards increased talent inequalities?

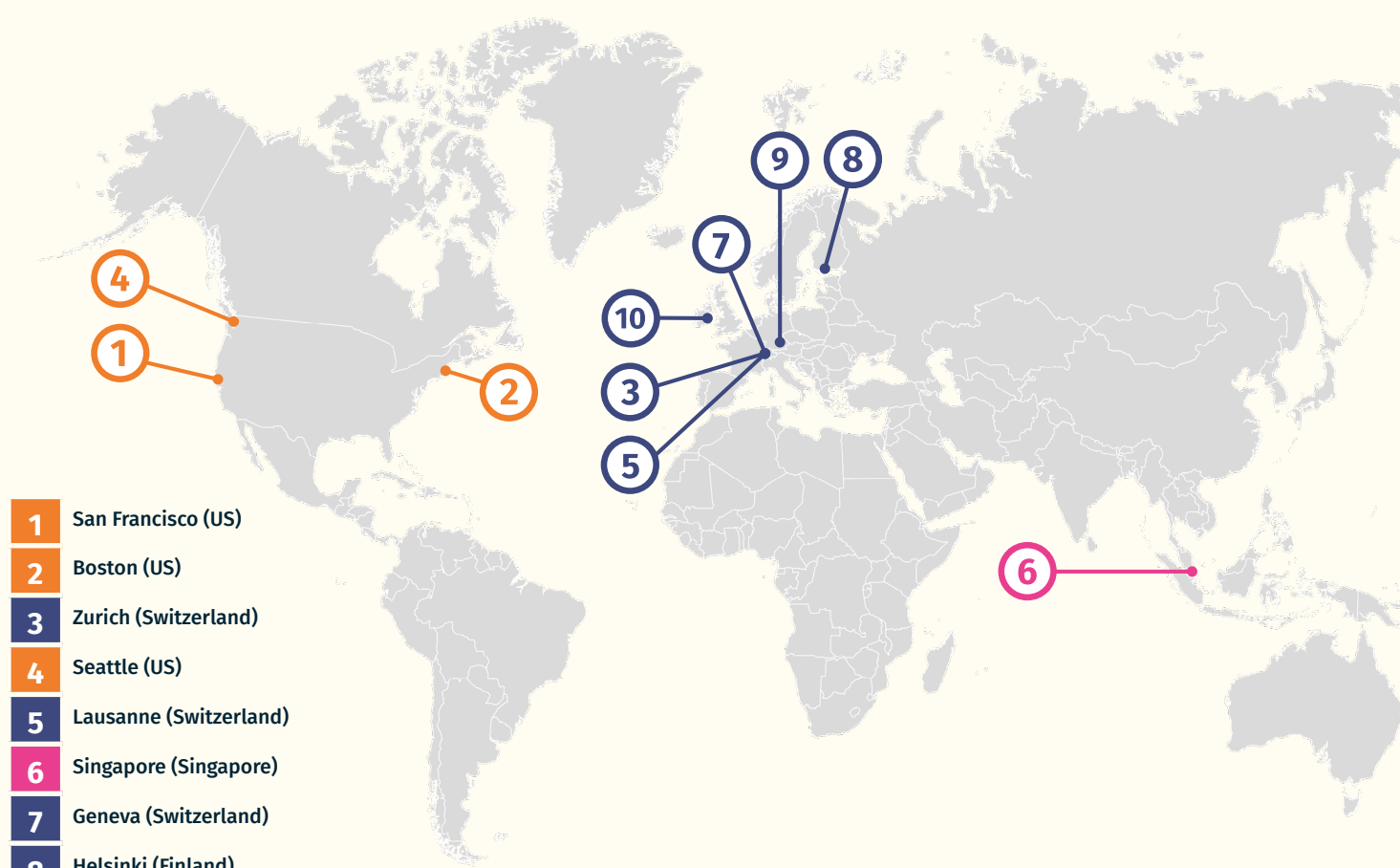
TOP 10 COUNTRIES



- 1 Switzerland
- 2 Singapore
- 3 Denmark
- 4 United States
- 5 Sweden
- 6 Netherlands
- 7 Norway
- 8 Finland
- 9 Australia
- 10 United Kingdom

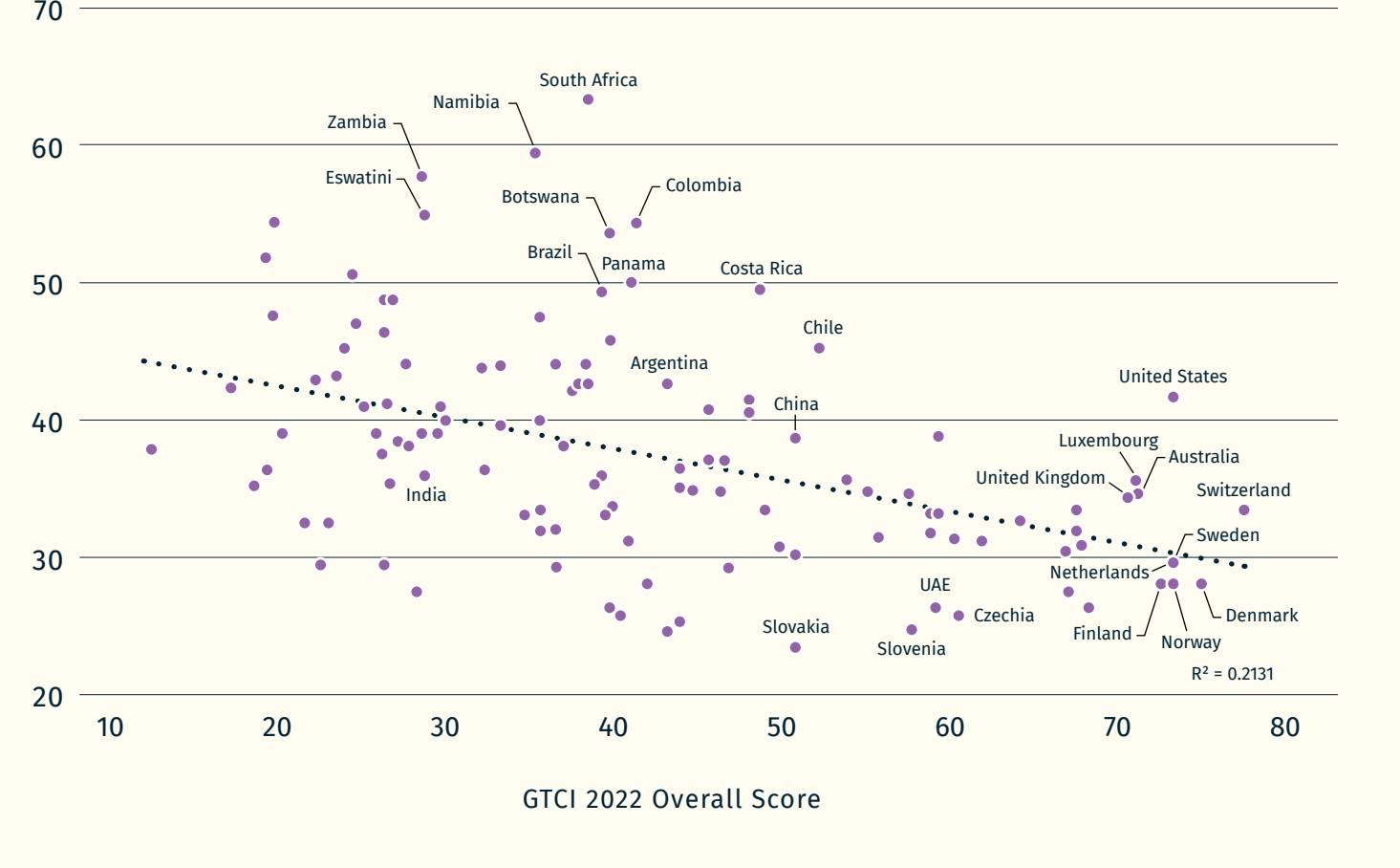
11 Luxembourg	42 Costa Rica	73 Brazil	104 Algeria
12 Iceland	43 Saudi Arabia	74 Vietnam	105 Benin
13 Ireland	44 Uruguay	75 Thailand	106 Rwanda
14 Germany	45 Malaysia	76 Jamaica	107 Senegal
15 Canada	46 Croatia	77 South Africa	108 Guatemala
16 Belgium	47 Montenegro	78 Peru	109 Nigeria
17 Austria	48 Georgia	79 Cabo Verde	110 Honduras
18 New Zealand	49 Bahrain	80 Philippines	111 Nepal
19 France	50 Bulgaria	81 Türkiye	112 Iran
20 Estonia	51 Mauritius	82 Indonesia	113 Pakistan
21 Czech Republic	52 Serbia	83 Kyrgyzstan	114 Nicaragua
22 Malta	53 Trinidad and Tobago	84 Lebanon	115 Côte d'Ivoire
23 Israel	54 Romania	85 Paraguay	116 Malawi
24 Japan	55 Azerbaijan	86 Egypt	117 Tanzania
25 United Arab Emirates	56 Armenia	87 Ecuador	118 Zimbabwe
26 Portugal	57 Russia	88 Bosnia and Herzegovina	119 Cameroon
27 South Korea	58 Belarus	89 Dominican Republic	120 Lesotho
28 Slovenia	59 Argentina	90 Namibia	121 Uganda
29 Spain	60 Oman	91 Tunisia	122 Bangladesh
30 Cyprus	61 Kuwait	92 Sri Lanka	123 Guinea
31 Latvia	62 Kazakhstan	93 Bolivia	124 Madagascar
32 Lithuania	63 Colombia	94 Gambia	125 Mauritania
33 Italy	64 Panama	95 Ghana	126 Burundi
34 Chile	65 Albania	96 Morocco	127 Mozambique
35 Slovakia	66 Ukraine	97 Kenya	128 Burkina Faso
36 China	67 Moldova	98 El Salvador	129 Mali
37 Hungary	68 North Macedonia	99 Laos	130 Angola
38 Qatar	69 Mexico	100 Eswatini	131 Ethiopia
39 Poland	70 Botswana	101 India	132 Democratic Republic of the Congo
40 Greece	71 Mongolia	102 Zambia	133 Chad
41 Brunei Darussalam	72 Jordan	103 Cambodia	

TOP 10 CITIES

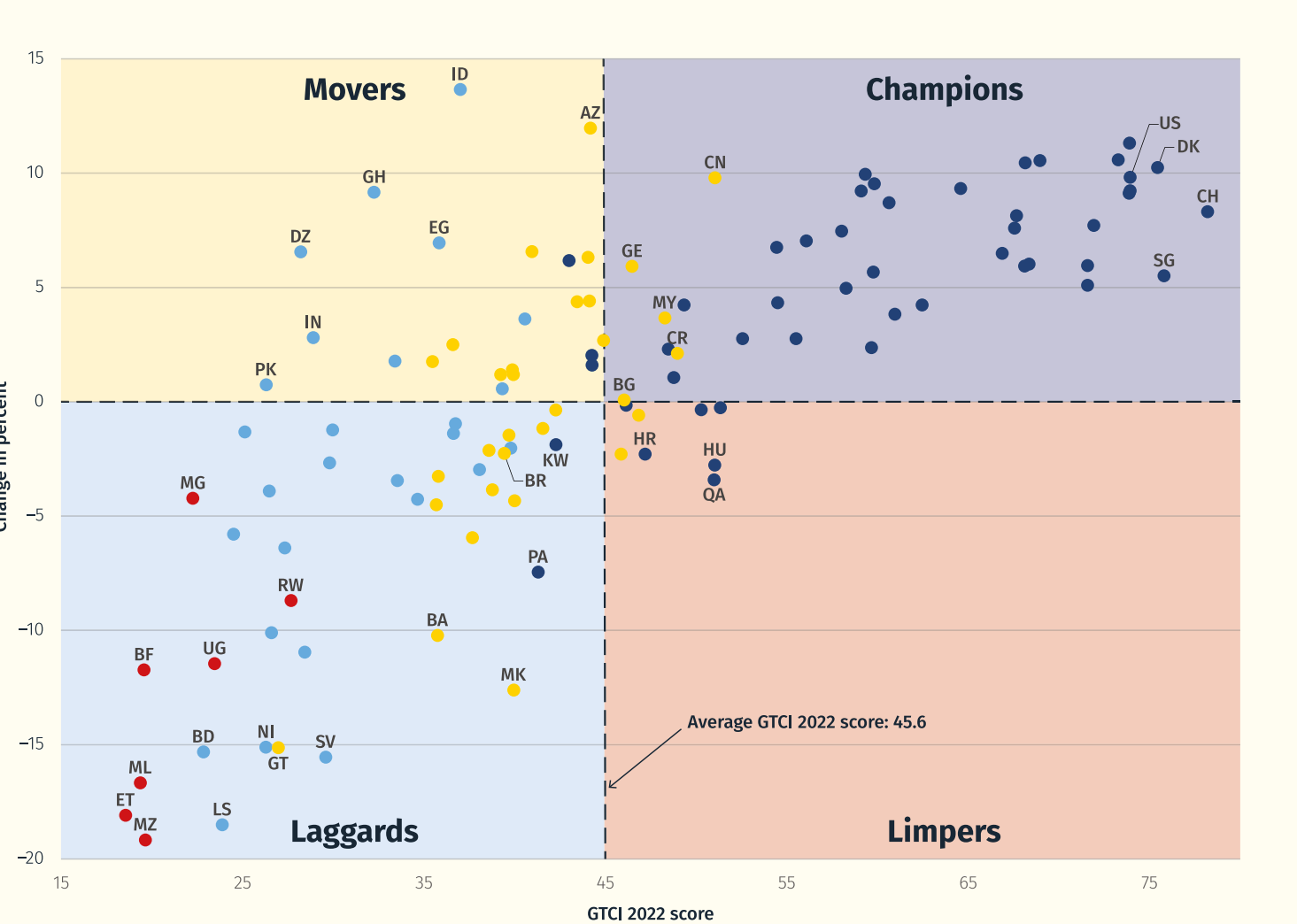


- 1 San Francisco (US)
- 2 Boston (US)
- 3 Zurich (Switzerland)
- 4 Seattle (US)
- 5 Lausanne (Switzerland)
- 6 Singapore (Singapore)
- 7 Geneva (Switzerland)
- 8 Helsinki (Finland)
- 9 Munich (Germany)
- 10 Dublin (Ireland)

GTCI SCORES VS GINI INDEX (INCOME INEQUALITY WITHIN A NATION)



CHANGE IN SCORES FOR 2015-2018 VS 2019-2022 AND GTCI 2022 SCORE



GTCI 2022 CONCLUSIONS



In spite of continuing imbalances, the global talent competitiveness scene remains dynamic, and carries encouraging signs.



Recent and current crises could have a significant and irreversible impact on the talent situation of poorer economies.



Even in higher-income economies, labour markets may become more fragmented, and hence generate new types of inequalities.



Gender divides call for renewed efforts. Even in some of the richer parts of the world, recent progress has been annihilated by COVID. Girls' enrolment in education is a challenge again in many poor regions.



A more unequal global talent landscape would significantly diminish our collective ability to meet key targets of the SDGs.



Cities can play a central role in reducing inequalities by adopting the right talent policies.