

UNDERGRAD & MBA











Top 25 MBA programs

Rank	University	Entrepreneurs	Companies	Capital raised (\$B)	Vs. 2017 rank	Top five companies by VC raised
1	Harvard University	1,310	1,186	\$39.38	NC	Grab; GO-JEK; Grail (Biotechnology); Katerra; Zynga
2	Stanford University	861	775	\$22.66	NC	SoFi; Compass; Sea; DoorDash; Cabify
3	University of Pennsylvania	720	638	\$24.23	NC	Meituan-Dianping; Dianping.com; Deliveroo; Jet; Adaptive Biotechnologies
4	INSEAD	489	439	\$9.80	NC	Houzz; TransferWise; Zalora; Prodigy Finance; PolicyBazaar
5	Northwestern University	481	449	\$6.62	NC	Lazada Group; Nubank; Fastly; Westwing Home & Living; Kaminario
6	MIT	478	418	\$8.96	+1 ▲	Rocket Internet; Lazada Group; HelloFresh; Foodpanda; Desktop Metal
7	Columbia University	464	432	\$7.54	-1 ▼	Compass; Vroom; Betterment; Rubius Therapeutics; Grofers
8	University of Chicago	439	396	\$7.05	NC	Vir Biotechnology; Zalora; Sapphire Energy; Juno Therapeutics; EVA Automation
9	UC Berkeley	372	339	\$6.65	NC	51credit; Lime; Netskope; Niantic; RetailNext
10	New York University	270	263	\$4.16	+1 ▲	Lazada Group; Scopely; Violin Systems; Illumio; Sprinklr



INSEAD ranked top 4th for PitchBook's ranking of Top 25 MBA for VC-backed entrepreneurs, with 489 entrepreneurs, 439 companies and total capital raised - \$9.8B

TOP UNIVERSITIES : TOP COMPANIES BY CAPITAL RAISED (MBA)















Rank		University	Top five companies by VC raised
1		Harvard University	Grab; GO-JEK; Grail (Biotechnology); Katerra; Zynga
2		Stanford University	SoFi; Compass; Sea; DoorDash; Cabify
3		University of Pennsylvania	Meituan-Dianping; Dianping.com; Deliveroo; Jet; Adaptive Biotechnologies
4		INSEAD	Houzz; TransferWise; Zalora; Prodigy Finance; PolicyBazaar
5		Northwestern University	Lazada Group; Nubank; Fastly; Westwing Home & Living; Kaminario
6		MIT	Rocket Internet; Lazada Group; HelloFresh; Foodpanda; Desktop Metal
7		Columbia University	Compass; Vroom; Betterment; Rubius Therapeutics; Grofers
8		University of Chicago	Vir Biotechnology; Zalora; Sapphire Energy; Juno Therapeutics; EVA Automation
9		UC Berkeley	51credit; Lime; Netskope; Niantic; RetailNext
10		New York University	Lazada Group; Scopely; Violin Systems; Illumio; Sprinklr

Top 20 MBA programs

Rank	University	Entrepreneurs	Companies	Capital raised (\$B)	Vs. 2017 ranks	Top five companies by VC raised
1	 Harvard University	220	220	\$8.46	NC	Grab; Nextdoor; Moda Operandi; Gilt Groupe
2	 Stanford University	132	132	\$2.29	NC	Sunrun; Medallia; Castlight Health; Zola; Branch (platform)
3	 University of Pennsylvania	84	84	\$1.37	+1 ▲	HelloFresh; CommonBond; Translate Bio; Trevena; Glooko
4	 Columbia University	79	79	\$0.66	-1 ▼	Away; Outfittery; Daily Harvest; Jabong; Ellevest
5	 MIT	68	68	\$0.56	NC	Spring; Kyruus; GreenLight Biosciences; FINsix; Arctic Sand
6	 Northwestern University	56	56	\$0.64	NC	Nubank; High Fidelity; ClearStory Data; Plum Organics; Fexy
7(T)	 University of Chicago	45	45	\$0.70	+1 ▲	Sapphire Energy; Neos Therapeutics; defi SOLUTIONS; Bamboo Therapeutics; MedAvante
7(T)	 INSEAD	45	45	\$0.66	NC	Zalora; Bluestone; Seedcamp; HalioDx; Eden (Office Management Platform)
9	 UC Berkeley	36	36	\$0.69	NC	Renew Financial; Revolution Foods; Revolution Foods; Indiegogo; Cuyana
10	 UCLA	28	28	\$0.79	NC	One Kings Lane; One Kings Lane; iPinYou Interactive; Lung Biotechnology; Histogen

INSEAD among Top 10 MBA for VC-backed women entrepreneurs, with 45 entrepreneurs, 45 companies and total capital raised of \$0.66B.

Top MBA programs

Rank	University	Entrepreneurs	Companies	Capital raised (\$B)	Vs. 2017 rank
1	 Harvard University	24	19	\$15.1	NC
2	 Stanford University	19	13	\$6.5	NC
3	 University of Pennsylvania	13	10	\$11.8	NC
4	 INSEAD	10	9	\$2.9	NC
5(T)	 UC Berkeley	4	3	\$1.1	Not ranked
5(T)	 MIT	4	4	\$2.3	NC
5(T)	 New York University	4	4	\$1.5	-1 ▼
8	 Columbia University	3	2	\$1.0	+1 ▲
9(T)	 Tel Aviv University	2	2	\$0.7	+1 ▲
9(T)	 China International Business School	2	2	\$3.6	+1 ▲
9(T)	 UCLA	2	2	\$0.3	+1 ▲
9(T)	 Northwestern University	2	2	\$1.1	Not ranked
9(T)	 Washington University	2	1	\$0.3	+1 ▲
9(T)	 Pepperdine University	2	2	\$0.6	+1 ▲

Serial entrepreneurs

Rank	University	Entrepreneurs	Companies	Capital raised (\$B)
1	Harvard University	206	190	\$7.8
2	Stanford University	167	154	\$4.2
3	University of Pennsylvania	105	101	\$3.2
4	MIT	87	85	\$4.4
5	INSEAD	74	69	\$2.9
6	University of Chicago	57	53	\$1.8
7	Northwestern University	53	53	\$0.8
8	Columbia University	52	52	\$1.1
9	UC Berkeley	46	46	\$0.6
10	UCLA	29	29	\$0.7

Exits

Rank	University	Entrepreneurs	Companies	Capital raised (\$B)
1	Harvard University	247	228	\$14.62
2	Stanford University	179	156	\$8.54
3	University of Pennsylvania	133	116	\$16.81
4	Massachusetts Institute of Technology (MIT)	84	73	\$4.32
5	INSEAD	75	67	\$3.24
6	Northwestern University	69	67	\$4.16
7	University of California, Berkeley	68	62	\$2.34
8	University of Chicago	58	52	\$3.37
9	Columbia University	55	52	\$1.58
10	University of California, Los Angeles (UCLA)	49	44	\$2.39